

The Hearts of the Children





Different music appeals to different people differently




**WHY CAN'T THEY JUST BE MORE
LIKE ME?**

CHILDREN

Church can be boring for a child.



Young Jesus teaching at the temple.



And He said to them, “Why did you seek Me? Did you not know that I must be about My Father’s business?”

Luke 2:49

A man in a dark suit and red tie is sleeping in a church pew, his head tilted back and eyes closed. He is surrounded by other people in a church setting, some of whom appear bored or disinterested. The scene is lit with warm, indoor lighting.

**Church can be boring
for an adult too.**

Active Children VS Empty Pews

How do I get my
kids interested in
church?



PARENTS



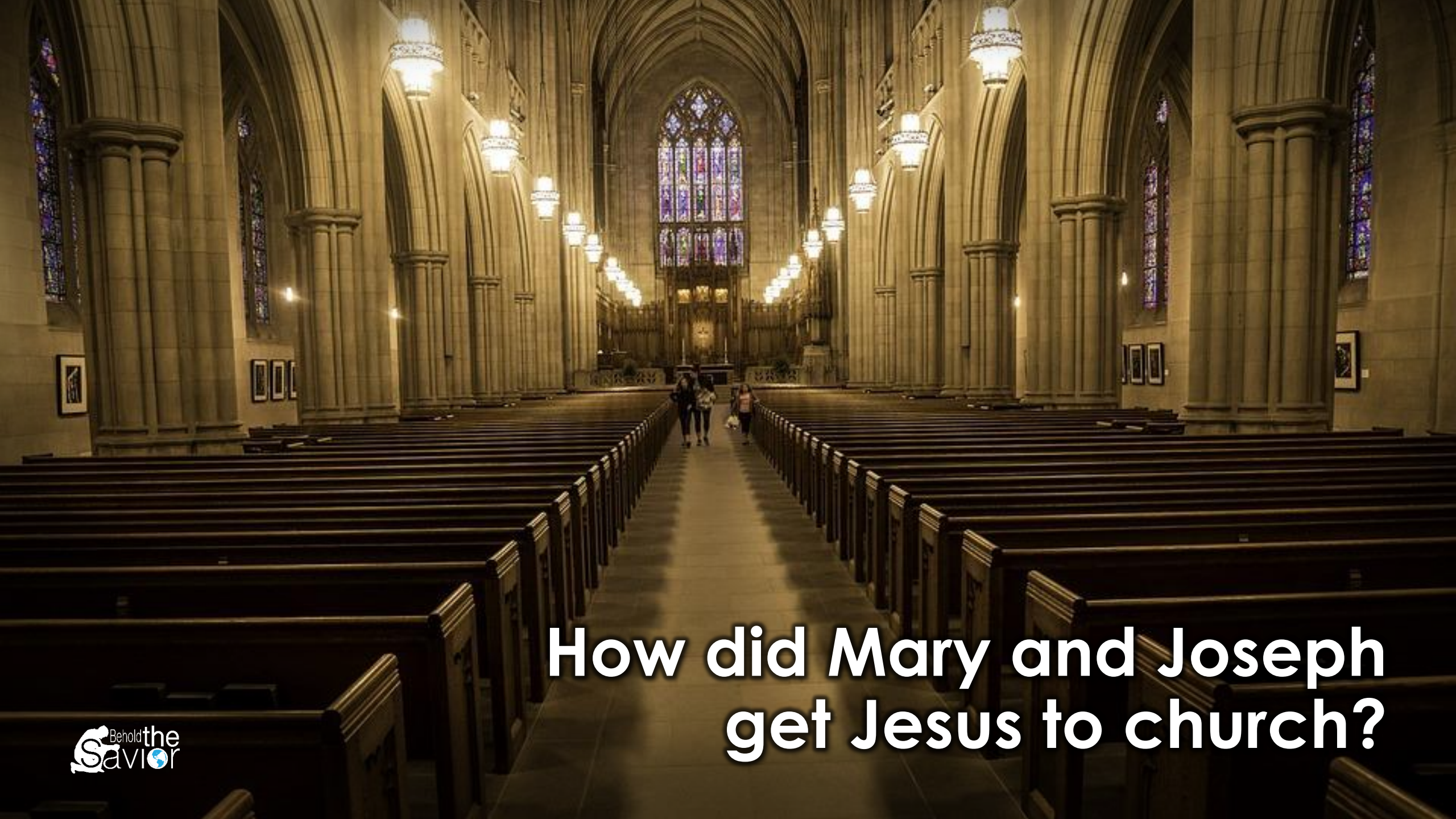
**How do I get my kids
to church?**



TOO MUCH OR NOT ENOUGH



Are our children overstretched in activities?



**How did Mary and Joseph
get Jesus to church?**

They took Him.



Worship starts in the home with devotional time



Church can be engaging

THE CHURCH

Two types of people at church:

A: Praise the Lord, there are children.

B: I wish they would just go home so I can worship

SOCIAL MEDIA DEMOGRAPHICS AND AVERAGES

- Average age of SDA: **38/50**
- Average age of U.S. Christian: **39**
- Average age of YouTube user: **18-24**
- Average age of Facebook user: **25-34/65**
- Average age of Instagram user: **25-34**
- Average age of Tik Tok user: **16-34**

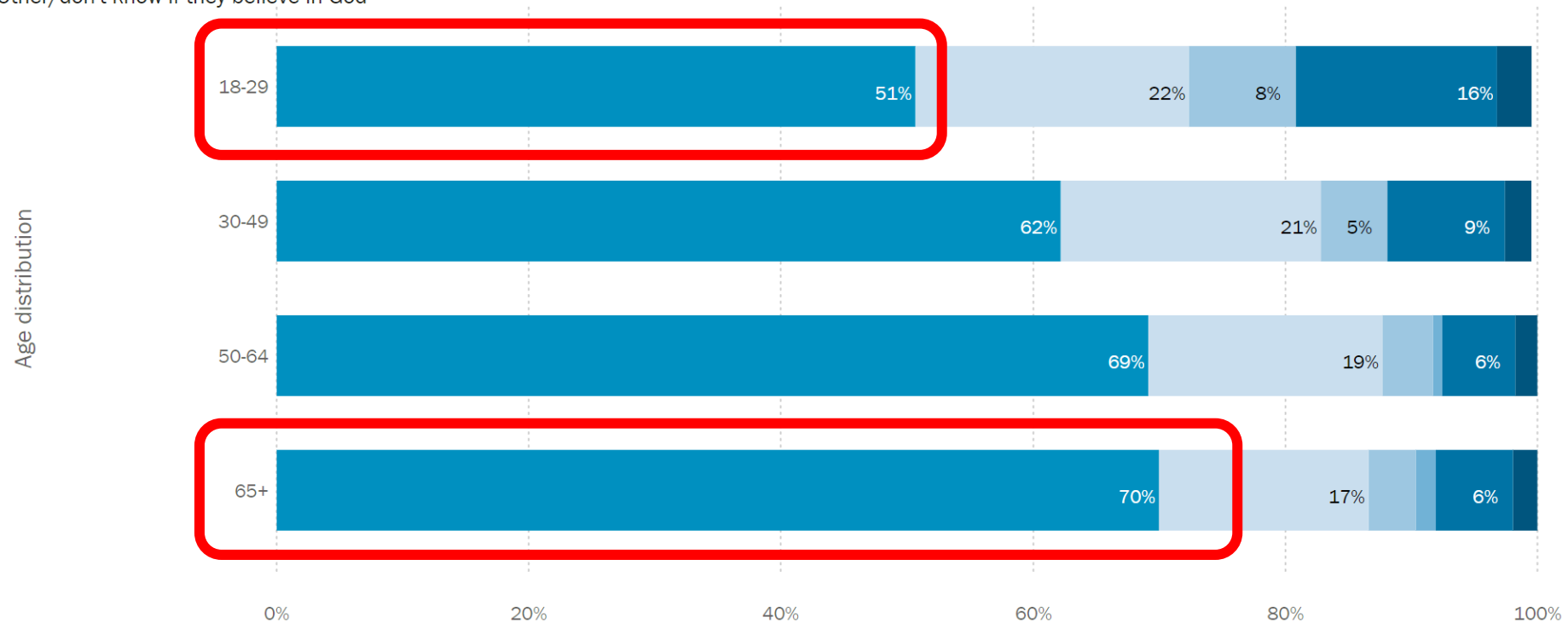
Pew Research Center



Belief in God by age group

% of adults who say they...

- Believe in God; absolutely certain
- Believe in God; fairly certain
- Believe in God; not too/not at all certain
- Believe in God; don't know
- Do not believe in God
- Other/don't know if they believe in God



Sample sizes and margins of error vary from subgroup to subgroup, from year to year and from state to state. You can see the sample size for the estimates in this chart on rollover or in the last column of the table. And visit [this table](#) to see approximate margins of error for a group of a given size. Readers should always bear in mind the approximate margin of error for the group they are

Importance of religion in one's life by age group

% of adults who say religion is...

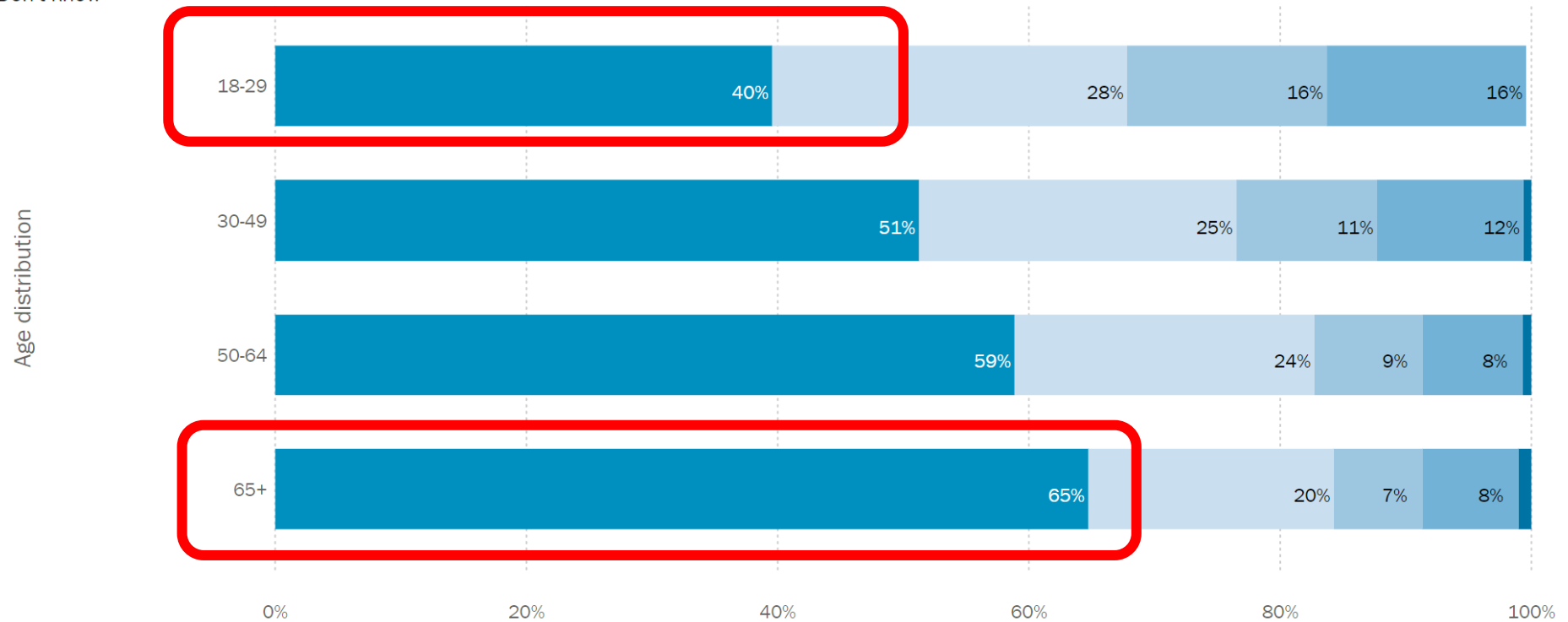
Very important

Somewhat important

Not too important

Not at all important

Don't know



Sample sizes and margins of error vary from subgroup to subgroup, from year to year and from state to state. You can see the sample size for the estimates in this chart on rollover or in the last column of the table. And visit [this table](#) to see approximate margins of error for a group of a given size. Readers should always bear in mind the approximate margin of error for the group they are examining when making comparisons with other groups or assessing the significance of trends over time. For full question wording, see the [survey questionnaire](#).

Chart

Table

Share

Attendance at religious services by age group

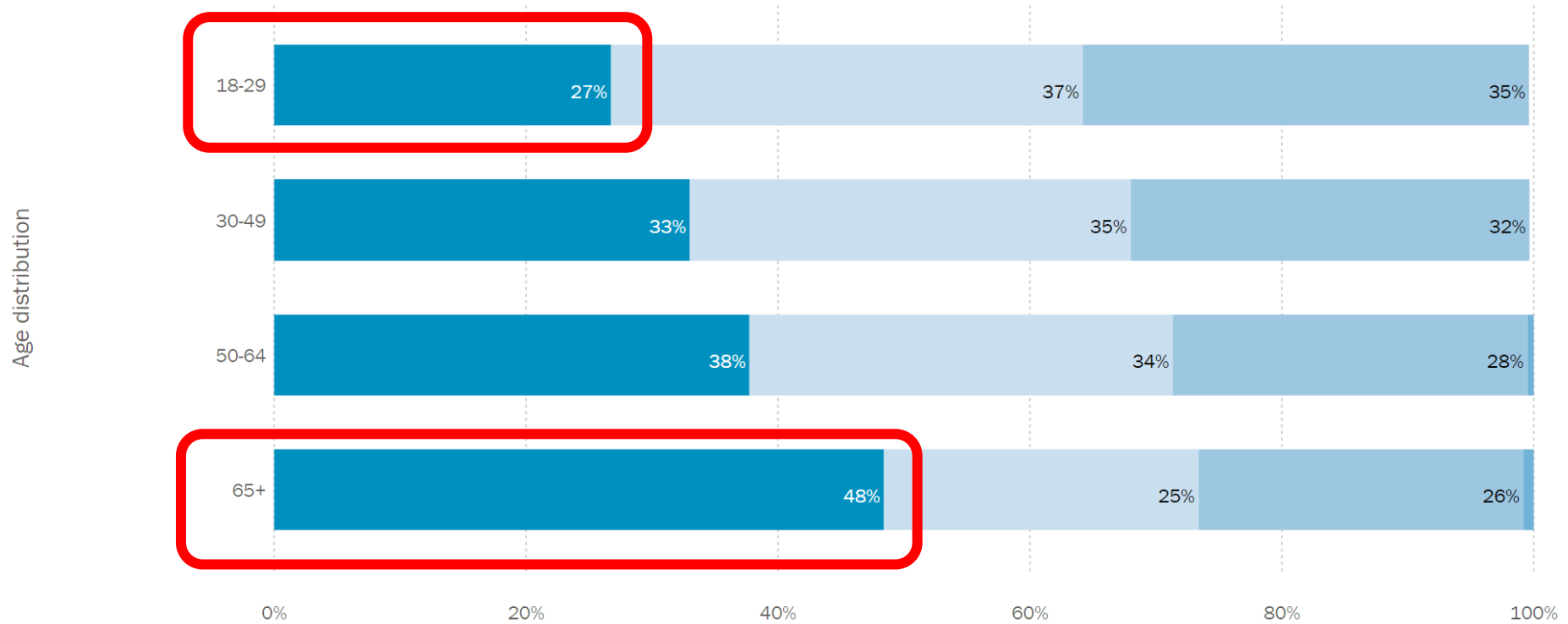
% of adults who attend religious services...

■ At least once a week

■ Once or twice a month/a few times a year

■ Seldom/never

■ Don't know



Sample sizes and margins of error vary from subgroup to subgroup, from year to year and from state to state. You can see the sample size for the estimates in this chart on rollover or in the last column of the table. And visit [this table](#) to see approximate margins of error for a group of a given size. Readers should always bear in mind the approximate margin of error for the group they are examining when making comparisons with other groups or assessing the significance of trends over time. For full question wording, see the [survey questionnaire](#).

Chart

Table

Share

Frequency of participation in prayer, scripture study or religious education groups by age group

% of adults who attend prayer group...

■ At least once a week

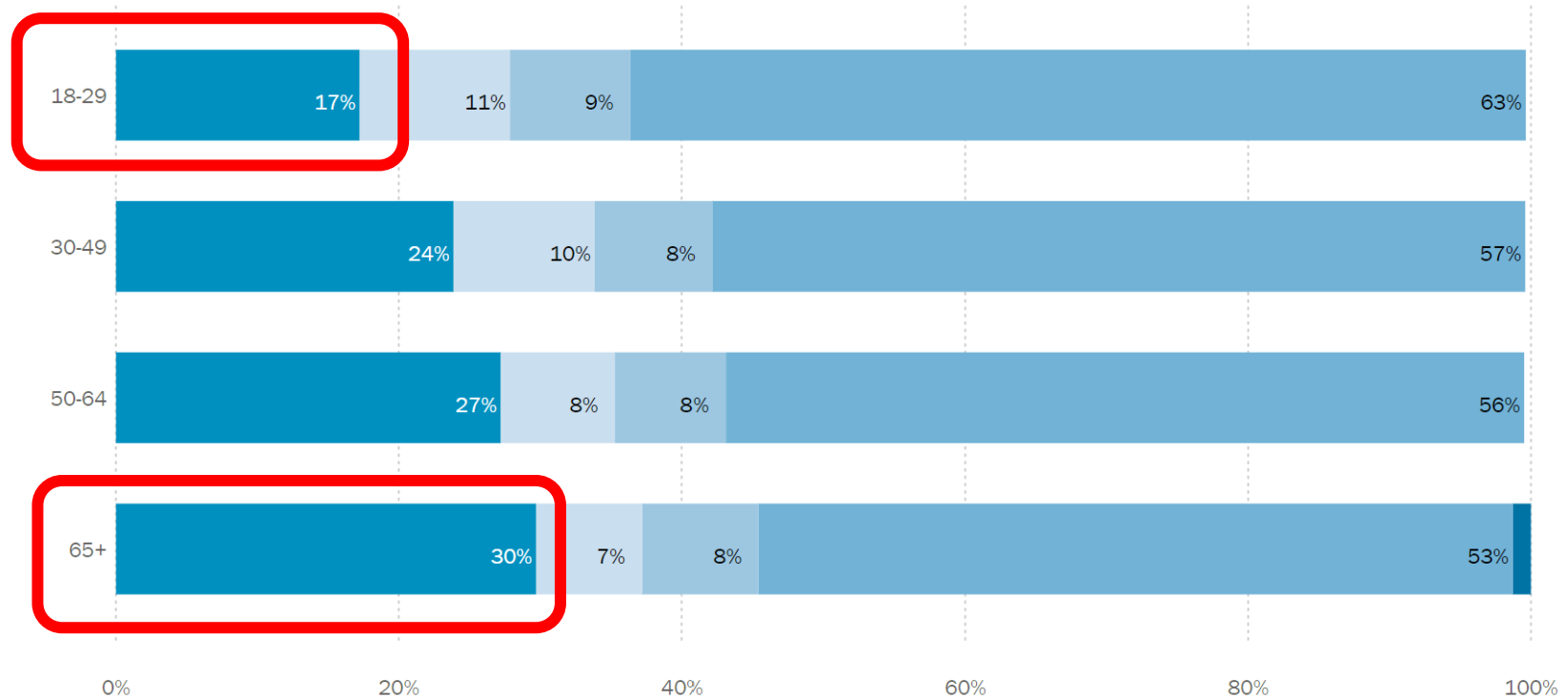
■ Once or twice a month

■ Several times a year

■ Seldom/never

■ Don't know

Age distribution



Sample sizes and margins of error vary from subgroup to subgroup, from year to year and from state to state. You can see the sample size for the estimates in this chart on rollover or in the last column of the table. And visit [this table](#) to see approximate margins of error for a group of a given size. Readers should always bear in mind the approximate margin of error for the group they are examining when making comparisons with other groups or assessing the significance of trends over time. For full question wording, see the [survey questionnaire](#).

Belief in absolute standards for right and wrong by age group

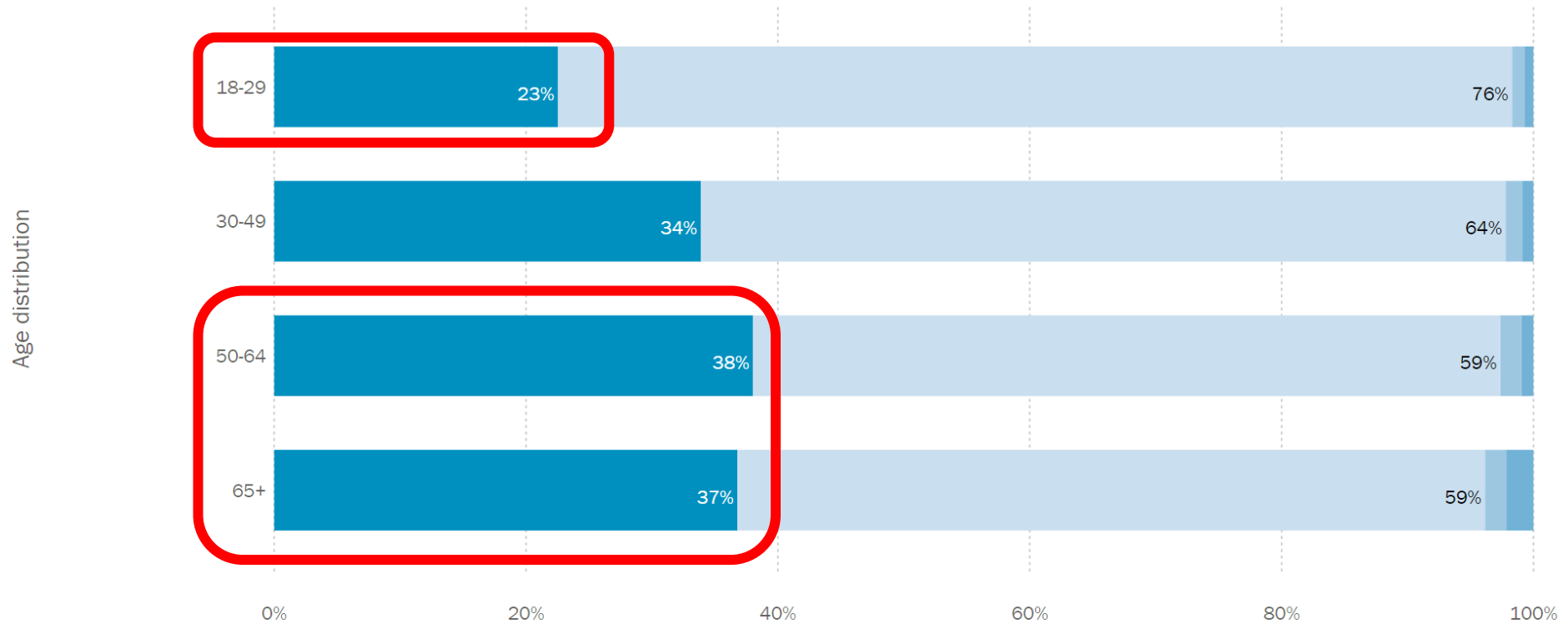
% of adults who say...

■ There are clear standards for what is right and wrong

■ Right or wrong depends on the situation

■ Neither/both equally

■ Don't know



Sample sizes and margins of error vary from subgroup to subgroup, from year to year and from state to state. You can see the sample size for the estimates in this chart on rollover or in the last column of the table. And visit [this table](#) to see approximate margins of error for a group of a given size. Readers should always bear in mind the approximate margin of error for the group they are examining when making comparisons with other groups or assessing the significance of trends over time. For full question wording, see the [survey questionnaire](#).

And because lawlessness will
abound, the love of many will
grow cold.

Matthew 24:12

Chart

Table

Share

Frequency of reading scripture by age group

% of adults who read scripture...

■ At least once a week

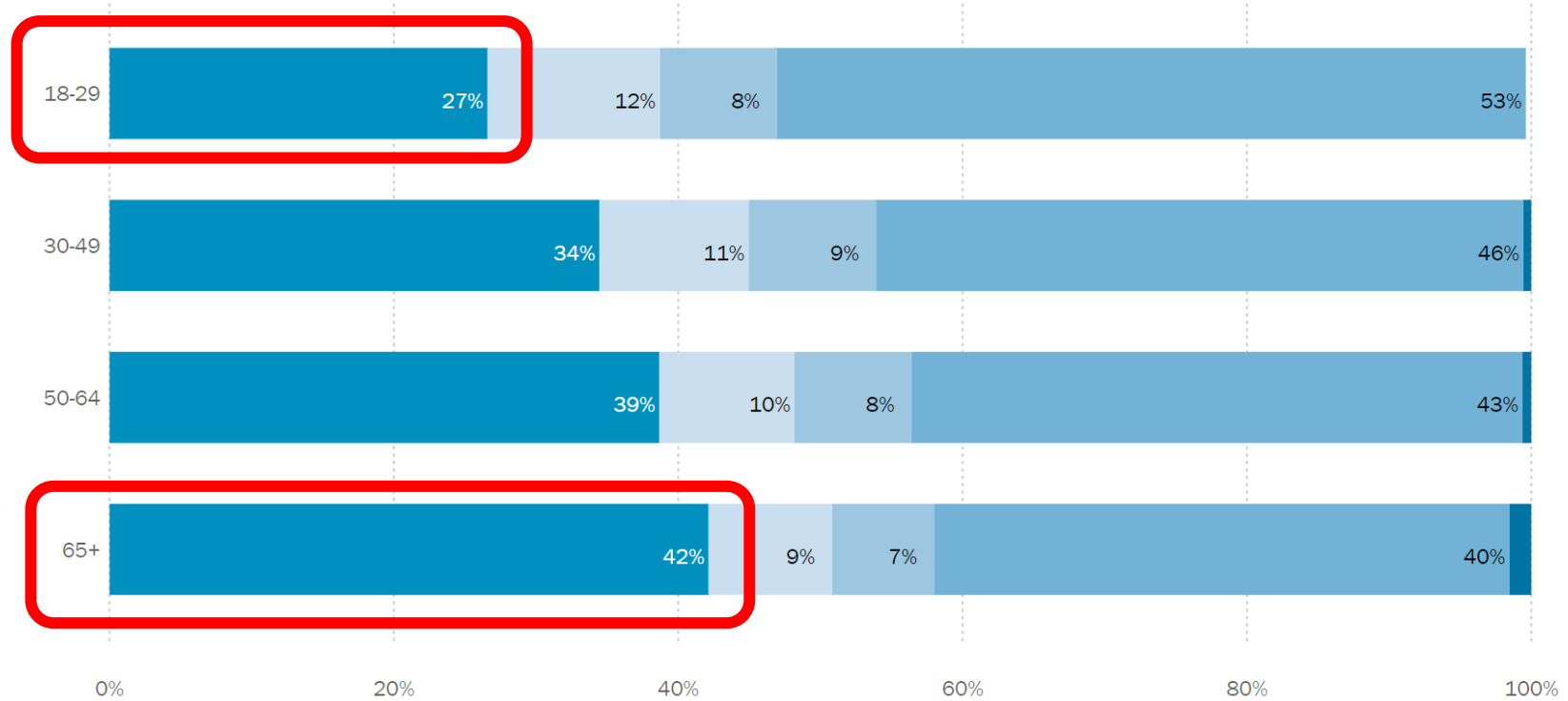
■ Once or twice a month

■ Several times a year

■ Seldom/never

■ Don't know

Age distribution



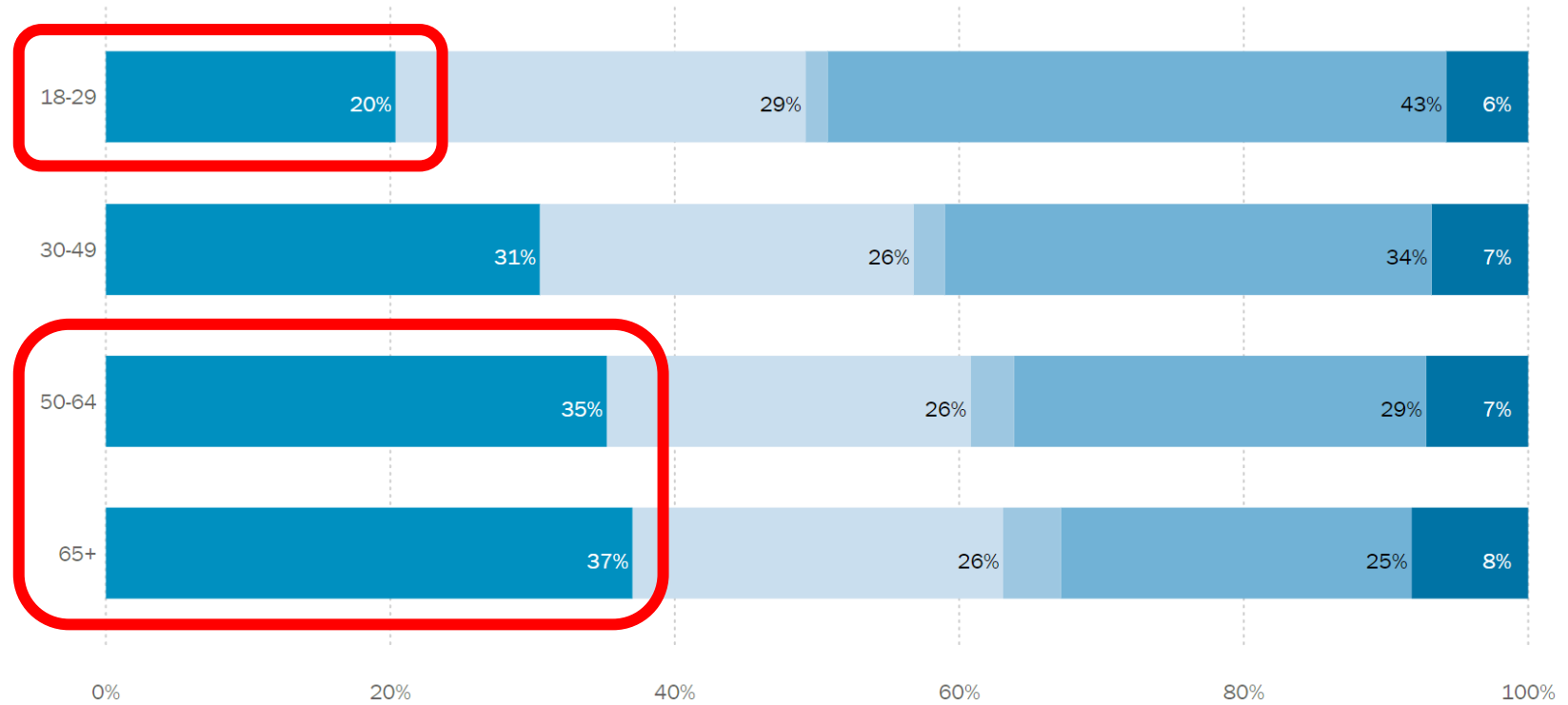
Sample sizes and margins of error vary from subgroup to subgroup, from year to year and from state to state. You can see the sample size for the estimates in this chart on rollover or in the last column of the table. And visit [this table](#) to see approximate margins of error for a group of a given size. Readers should always bear in mind the approximate margin of error for the group they are examining when making comparisons with other groups or assessing the significance of trends over time. For full question wording, see the [survey questionnaire](#).

Interpreting scripture by age group

% of adults who say the holy scripture is...

- Word of God; should be taken literally
- Word of God; not everything taken literally
- Word of God; other/don't know
- Not the word of God
- Other/don't know

Age distribution



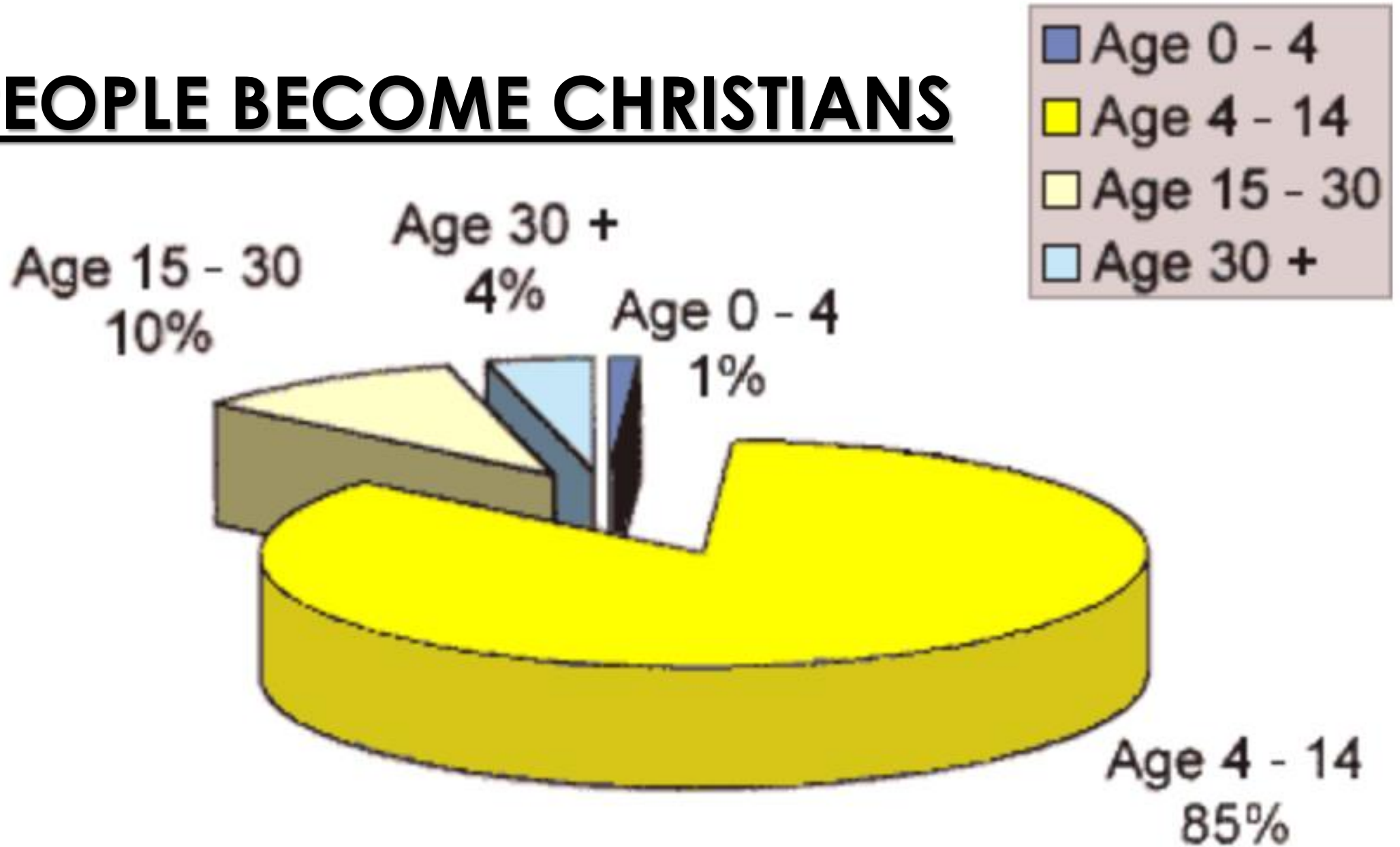
Sample sizes and margins of error vary from subgroup to subgroup, from year to year and from state to state. You can see the sample size for the estimates in this chart on rollover or in the last column of the table. And visit [this table](#) to see approximate margins of error for a group of a given size. Readers should always bear in mind the approximate margin of error for the group they are examining when making comparisons with other groups or assessing the significance of trends over time. For full question wording, see the [survey questionnaire](#).



MONKEY SEE,
MONKEY DO

Are we modeling Christianity for our youth?

AGE PEOPLE BECOME CHRISTIANS



But Jesus said, "Let the little children come to Me, and do not forbid them; for of such is the kingdom of heaven."

Matthew 19:14

CHILDREN

**Which candle
will burn the
longest?**



The Hearts of the Children

